

## National GT Challenge Mugello Racing Weekend Qualifying 2

### Final Classification

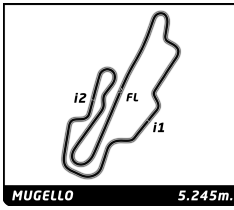
No	Driver	Nat	Team	Car	Cl.	Time	Lap Total	Gap	Kph
1	7 Danilo PAOLETTI		Team Track & go	Porsche 992 GT3 Cup	GT Cup	<b>1:53.094</b>	4 6	-	<b>167.0</b>
2	43 Riccardo ROMAGNOLI		Team Cars Racing	Porsche 992 GT3 Cup	GT Cup	<b>1:53.389</b>	4 6	+0.295	<b>166.5</b>
3	23 Luigi GALLO		BESTLAP SPORT	Ferrari 488 Challenge evo	GT Cup	<b>1:53.534</b>	4 6	+0.440	<b>166.3</b>
4	139 *Alex FOX*		FORMULA RACING	Ferrari 296 Challenge	GT X	<b>1:53.951</b>	5 6	+0.857	<b>165.7</b>
5	4 Massimo WANCOLLE		Team Cars Racing	Porsche 992 GT3 Cup	GT Cup	<b>1:54.770</b>	4 6	+1.676	<b>164.5</b>
6	76 Luciano TARABINI		Autorlando Sport	Porsche 992 GT3 Cup	GT Cup	<b>1:55.395</b>	5 6	+2.301	<b>163.6</b>
7	11 Stefano INAMA		DP	Ferrari 458	GT Cup L	<b>1:56.247</b>	4 4	+3.153	<b>162.4</b>
8	13 Adriano VISDOMINI		Next Motorsport	Porsche 991 GT3 Cup	GT Cup	<b>1:56.431</b>	3 5	+3.337	<b>162.2</b>
9	18 Mauro GUIDETTI		Team Cars Racing	Porsche 991 GT3 Cup	GT Cup	<b>1:57.581</b>	6 6	+4.487	<b>160.6</b>
10	69 Erzo STENTELLA		BESTLAP SPORT	Ferrari 488 Challenge evo	GT Cup	<b>1:58.173</b>	5 5	+5.079	<b>159.8</b>
11	101 Roberto SESTINI		DP	Ferrari 458	GT Cup	<b>2:05.251</b>	6 6	+12.157	<b>150.8</b>
12	9 Alessandro REVELLO		Team Cars Racing	Porsche 992 GT3 Cup	GT Cup	<b>2:20.227</b>	5 5	+27.133	<b>134.7</b>

**Fastest Lap:** Lap 4 | Danilo PAOLETTI | **1:53.094** | 167.0 Kph

Track Status: **DRY**

Published at: .....

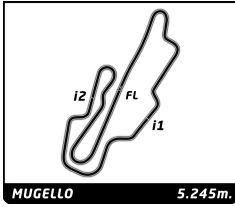
<b>Stewards:</b>			<b>Timekeeper:</b>	
Maria Grazia ARBERI CSAI 26127	Gianluca NATALONI CSAI 338031	Antonia MARMILLATA CSAI 371681	Andrea RAPI	



## National GT Challenge Mugello Racing Weekend Qualifying 2

### Best Sector Times

Sector 1			Sector 2			Sector 3			Ideal Lap	Best Lap	
Pos	No Driver	Time	No Driver	Time	No Driver	Time	Pos	No Driver			
1	139 "Alex FOX"	38.133	7 D.PAOLETTI	34.981	23 L.GALLO	39.076	1	7 D.PAOLETTI	1:53.094	1:53.094	(1)
2	23 L.GALLO	38.454	43 R.ROMAGNOLI	35.035	139 "Alex FOX"	39.393	2	23 L.GALLO	1:53.216	1:53.534	(3)
3	7 D.PAOLETTI	38.486	4 M.WANCOLLE	35.625	43 R.ROMAGNOLI	39.569	3	43 R.ROMAGNOLI	1:53.306	1:53.389	(2)
4	76 L.TARABINI	38.610	23 L.GALLO	35.686	7 D.PAOLETTI	39.627	4	139 "Alex FOX"	1:53.412	1:53.951	(4)
5	43 R.ROMAGNOLI	38.702	139 "Alex FOX"	35.886	4 M.WANCOLLE	39.847	5	4 M.WANCOLLE	1:54.420	1:54.770	(5)
6	4 M.WANCOLLE	38.948	11 S.INAMA	36.273	13 A.VISDOMINI	40.097	6	76 L.TARABINI	1:55.140	1:55.395	(6)
7	13 A.VISDOMINI	39.423	76 L.TARABINI	36.343	76 L.TARABINI	40.187	7	13 A.VISDOMINI	1:56.217	1:56.431	(8)
8	11 S.INAMA	39.552	18 M.GUIDETTI	36.555	11 S.INAMA	40.422	8	11 S.INAMA	1:56.247	1:56.247	(7)
9	69 E.STENTELLA	39.769	13 A.VISDOMINI	36.697	18 M.GUIDETTI	40.502	9	18 M.GUIDETTI	1:57.010	1:57.581	(9)
10	18 M.GUIDETTI	39.953	69 E.STENTELLA	36.869	69 E.STENTELLA	41.298	10	69 E.STENTELLA	1:57.936	1:58.173	(10)
11	101 R.SEStINI	42.275	101 R.SEStINI	39.185	101 R.SEStINI	43.791	11	101 R.SEStINI	2:05.251	2:05.251	(11)
12	9 A.REVELLO	47.387	9 A.REVELLO	44.477	9 A.REVELLO	48.363	12	9 A.REVELLO	2:20.227	2:20.227	(12)



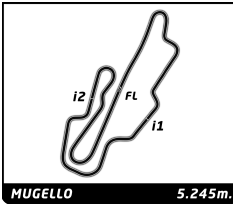
## National GT Challenge

### Mugello Racing Weekend

### Qualifying 2

### Best Top Speed

No Driver	Team	Class	Top 1		Top 2		Top 3		Top 4		Top 5		
			Kph	Lap	Kph	Lap	Kph	Lap	Kph	Lap	Kph	Lap	Avg
139 "Alex FOX"	FORMULA RACING	GT X	<b>277.3</b>	6	275.9	4	275.2	3	275.2	5	266.5	2	274,0
23 Luigi GALLO	BESTLAP SPORT	GT Cup	<b>272.5</b>	5	271.1	4	270.4	2	269.8	3	269.1	6	270,6
13 Adriano VISDOMINI	Next Motorsport	GT Cup	<b>268.4</b>	5	267.8	4	267.1	3	265.8	2	151.6	1	244,1
69 Enzo STENTELLA	BESTLAP SPORT	GT Cup	<b>268.4</b>	5	267.8	4	265.8	3	264.5	2	126.4	1	238,6
18 Mauro GUIDETTI	Team Cars Racing	GT Cup	<b>267.8</b>	3	267.1	6	265.8	5	265.2	2	240.5	4	261,3
4 Massimo WANCOLLE	Team Cars Racing	GT Cup	<b>263.9</b>	6	263.2	4	263.2	5	262.0	3	227.4	2	255,9
101 Roberto SESTINI	DP	GT Cup	<b>263.2</b>	3	263.2	5	262.6	4	262.0	2	262.0	6	262,6
7 Danilo PAOLETTI	Team Track & go	GT Cup	<b>262.6</b>	5	261.3	3	260.7	4	260.7	6	258.9	2	260,8
11 Stefano INAMA	DP	GT Cup Light	<b>261.3</b>	4	260.1	3	258.9	2	129.1	1			227,4
43 Riccardo ROMAGNOLI	Team Cars Racing	GT Cup	<b>261.3</b>	5	260.7	6	260.1	4	259.5	3	220.5	2	252,4
76 Luciano TARABINI	Autorlando Sport	GT Cup	<b>260.1</b>	3	260.1	4	259.5	5	259.5	6	258.2	2	259,5
9 Alessandro REVELLO	Team Cars Racing	GT Cup	<b>251.7</b>	3	244.3	5	242.7	2	238.9	4	133.6	1	222,2



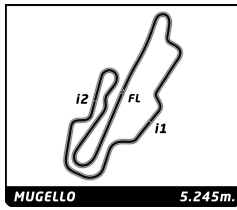
## National GT Challenge

### Mugello Racing Weekend

#### Qualifying 2

#### Fastest Lap Sequence

Elapsed	No	Driver	Team	Car	Class	Time	Kph	Lap
4:24.351	7	Danilo PAOLETTI	Team Track & go	Porsche 992 GT3 Cup	GT Cup	<b>1:55.003</b>	164.2	2
6:17.871	7	Danilo PAOLETTI	Team Track & go	Porsche 992 GT3 Cup	GT Cup	<b>1:53.520</b>	166.3	3
8:10.965	7	Danilo PAOLETTI	Team Track & go	Porsche 992 GT3 Cup	GT Cup	<b>1:53.094</b>	167.0	4



# National GT Challenge Mugello Racing Weekend Qualifying 2

## Sector Analysis

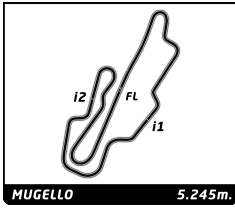
— Invalidated Lap

■ Personal Best

■ Session Best

B Crossing the pit lane

Lap	Time	Sector 1	Sector 2	Sector 3	T.Sp	Elapsed	Lap	Time	Sector 1	Sector 2	Sector 3	T.Sp	Elapsed	
<b>4</b>	<b>Massimo WANCOLLE</b> Team Cars Racing Porsche 992 GT3 Cup						4	1:53.534	38.772	35.686	39.076	271.1	9:24.848	
1	2:23.683	59.052	41.083	43.548	150.4	2:23.683	5	2:08.566	45.581	39.956	43.029	272.5	11:33.414	
2	2:04.059	42.413	38.871	42.775	227.4	4:27.742	6	1:53.797	38.454	35.878	39.465	269.1	13:27.211	
3	1:55.770	39.641	35.855	40.274	262.0	6:23.512								
4	1:54.770	39.298	35.625	39.847	263.2	8:18.282								
5	1:56.536	38.948	36.915	40.673	263.2	10:14.818								
6	1:56.615	39.756	36.201	40.658	263.9	12:11.433								
<b>7</b>	<b>Danilo PAOLETTI</b> Team Track & go Porsche 992 GT3 Cup													
1	2:29.348	1:05.881	40.495	42.972	156.0	2:29.348								
2	1:55.003	38.797	36.372	39.834	258.9	4:24.351								
3	1:53.520	38.595	35.159	39.766	261.3	6:17.871								
4	1:53.094	38.486	34.981	39.627	260.7	8:10.965								
5	1:56.002	38.956	35.776	41.270	262.6	10:06.967								
6	1:53.864	38.665	35.375	39.824	260.7	12:00.831								
<b>9</b>	<b>Alessandro REVELLO</b> Team Cars Racing Porsche 992 GT3 Cup													
1	3:09.721	1:23.162	52.016	54.543	133.6	3:09.721								
2	2:33.279	52.806	48.699	51.774	242.7	5:43.000								
3	2:23.016	48.288	45.156	49.572	251.7	8:06.016								
4	2:24.112	49.759	45.954	48.399	238.9	10:30.128								
5	2:20.227	47.387	44.477	48.363	244.3	12:50.355								
<b>11</b>	<b>Stefano INAMA</b> DP Ferrari 458													
1	3:17.142	1:50.889	41.895	44.358	129.1	3:17.142								
2	2:02.160	42.461	37.758	41.941	258.9	5:19.302								
3	1:57.772	40.103	36.715	40.954	260.1	7:17.074								
4	1:56.247	39.552	36.273	40.422	261.3	9:13.321								
<b>13</b>	<b>Adriano VISDOMINI</b> Next Motorsport Porsche 991 GT3 Cup													
1	2:36.387	1:12.506	40.685	43.196	151.6	2:36.387								
2	2:01.402	41.331	37.893	42.178	265.8	4:37.789								
3	1:56.431	39.637	36.697	40.097	267.1	6:34.220								
4	1:56.432	39.423	36.791	40.218	267.8	8:30.652								
5	2:36.647	40.772			268.4	11:07.299								
<b>18</b>	<b>Mauro GUIDETTI</b> Team Cars Racing Porsche 991 GT3 Cup													
1	2:39.164	1:12.807	41.955	44.402	127.3	2:39.164								
2	2:01.537	42.610	37.800	41.127	265.2	4:40.701								
3	2:00.090	41.684	37.674	40.732	267.8	6:40.791								
4	2:14.378	46.874	39.568	47.936	240.5	8:55.169								
5	1:57.598	40.541	36.555	40.502	265.8	10:52.767								
6	1:57.581	39.953	36.733	40.895	267.1	12:50.348								
<b>23</b>	<b>Luigi GALLO</b> BESTLAP SPORT Ferrari 488 Challenge evo													
1	3:38.134	2:18.259	38.285	41.590	153.6	3:38.134								
2	1:58.322	39.894	36.509	41.919	270.4	5:36.456								
3	1:54.858	39.346	36.164	39.348	269.8	7:31.314								
<b>43</b>	<b>Riccardo ROMAGNOLI</b> Team Cars Racing Porsche 992 GT3 Cup													
1	2:22.432	56.056	40.875	45.501	164.2	2:22.432								
2	2:04.358	42.643	38.950	42.765	220.5	4:26.790								
3	1:55.893	39.588	36.111	40.194	259.5	6:22.683								
4	1:53.389	38.785	35.035	39.569	260.1	8:16.072								
5	1:56.883	39.059	36.732	41.092	261.3	10:12.955								
6	1:53.410	38.702	35.135	39.573	260.7	12:06.365								
<b>69</b>	<b>Enzo STENTELLA</b> BESTLAP SPORT Ferrari 488 Challenge evo													
1	5:09.930	3:41.123	42.849	45.958	126.4	5:09.930								
2	2:01.829	41.457	38.078	42.294	264.5	7:11.759								
3	2:00.239	40.266	38.099	41.874	265.8	9:11.998								
4	1:59.107	40.637	37.172	41.298	267.8	11:11.105								
5	1:58.173	39.769	36.869	41.535	268.4	13:09.278								
<b>76</b>	<b>Luciano TARABINI</b> Autorlando Sport Porsche 992 GT3 Cup													
1	2:49.924	1:20.508	44.262	45.154	128.8	2:49.924								
2	1:57.719	40.716	36.816	40.187	258.2	4:47.643								
3	2:04.203	39.347	37.880	46.976	260.1	6:51.846								
4	1:58.462	39.578	38.231	40.653	260.1	8:50.308								
5	1:55.395	38.727	36.343	40.325	259.5	10:45.703								
6	1:55.661	38.610	36.826	40.225	259.5	12:41.364								
<b>101</b>	<b>Roberto SESTINI</b> DP Ferrari 458													
1	2:32.367	1:06.024	41.528	44.815	168.0	2:32.367								
2	2:06.435	42.317	40.045	44.073	262.0	4:38.802								
3	2:09.854	43.329	42.568	43.957	263.2	6:48.656								
4	2:09.859	42.315	42.787	44.757	262.6	8:58.515								
5	2:06.167	42.450	39.795	43.922	263.2	11:04.682								
6	2:05.251	42.275	39.185	43.791	262.0	13:09.933								
<b>139</b>	<b>"Alex FOX"</b> FORMULA RACING Ferrari 296 Challenge													
1	2:56.135	1:26.556	45.717	43.862	128.5	2:56.135								
2	2:02.746	42.637	38.466	41.643	266.5	4:58.881								
3	1:54.729	39.009	35.922	39.798	275.2	6:53.610								
4	2:00.448	38.625	40.296	41.527	275.9	8:54.058								
5	1:53.951	38.672	35.886	39.393	275.2	10:48.009								
6	1:56.026	38.133	36.177	41.716	277.3	12:44.035								

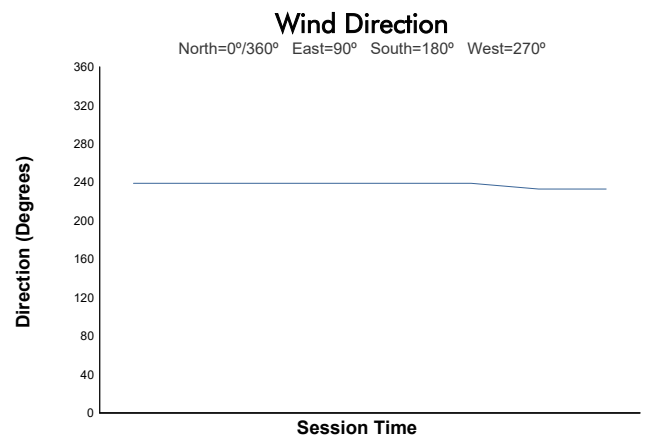
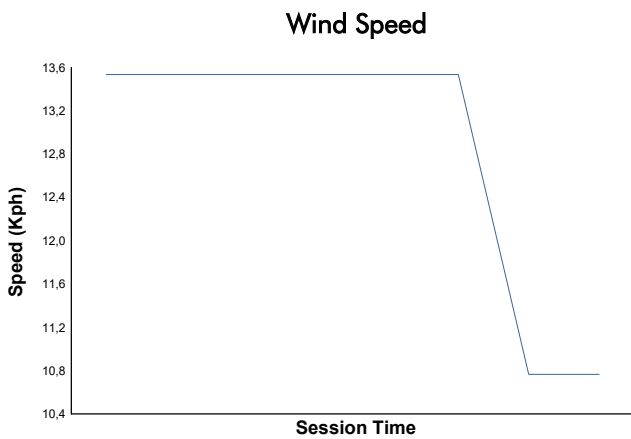
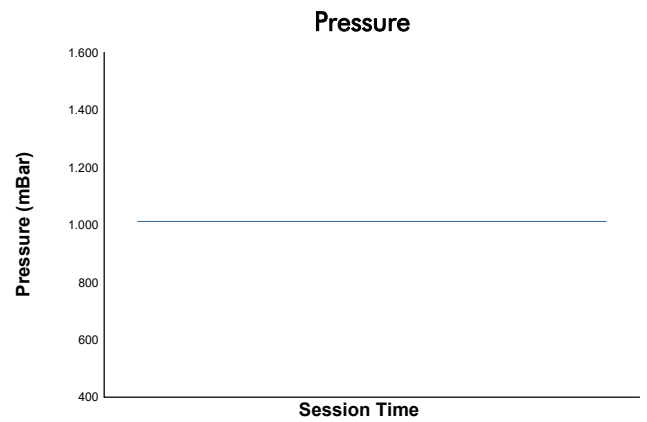
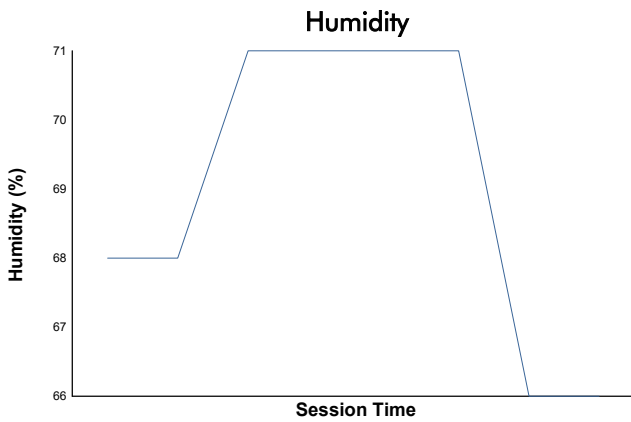
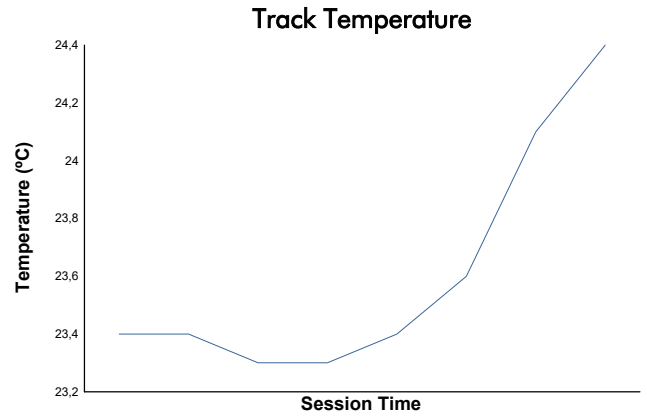
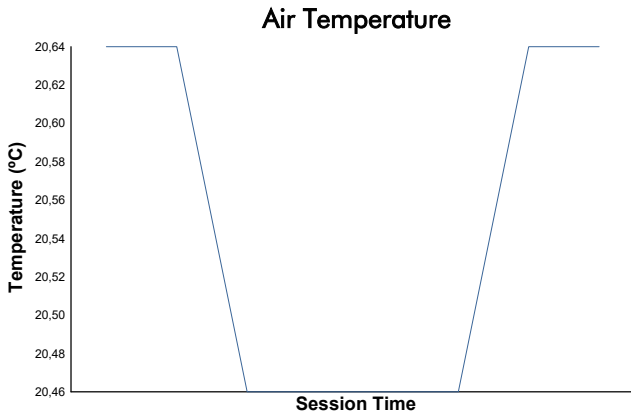


# Mugello Racing Weekend

## National GT Challenge

### Qualifying 2

#### Weather Report



Track Status: **DRY**